

QUALITATIVE DATA ANALYSIS USING ATLAS.TI

Valentina Petrova

Center for Social Science Computation and Research – Winter 2013

February 2013

AGENDA

- Why use QDA software?
- Choosing your QDA software package
- ATLAS features & terminology
- Example project in ATLAS
 - Project (file) management
 - Coding data
 - Memos & Comments
 - Searching
 - Visualization/Network Views
- Generating reports
- Importing survey data
- Additional resources
 - CSSCR
 - ATLAS.ti website
 - Books, etc.
- Note-taking software
 - OneNote

WHY USE QDA SOFTWARE?

- Manage large, complex data sets
- Code data with ease
- Conduct searches and visualizations
- Discover, test and describe patterns
- QDA software does not do the analysis for you, it facilitates the process
- Factors to consider...

CHOOSING YOUR QDA SOFTWARE PACKAGE

Factor	TAMS Analyzer	ATLAS.ti
(Source)	http://tamsys.sourceforge.net/	www.atlasti.com
Cost	Free	\$99 student license/free at CSSCR or via CSDE
Platform	Mac	PC
Data/file types	Text (rtf and pdf), audio and video (but for playback only)	Text, video and audio, images, PDFs, geo data (Google Earth)
Team vs. Individual	Capable, but not great for group work	Built in functionality for group work
Reports/outputs	Reports are functional	Reports are more robust
Ease of use	Bare bones UI, user manuals online (including on CSSCR), FB page for Q&A	Buttons and menus UI, supported by CSSCR, manuals online, free instructional videos

The image shows a software interface with several windows. The main window, titled 'amy1.rtf', contains a text editor with the following content:

`{speaker}amy{/speaker}`: She proposed it all to them. She went to them, she thought it was a really good idea. They shot it down. `{reason>negative>politics}`She shows movies or songs

`{speaker}m{/speaker}`: `{reason>memory}` goofie chemistry songs?

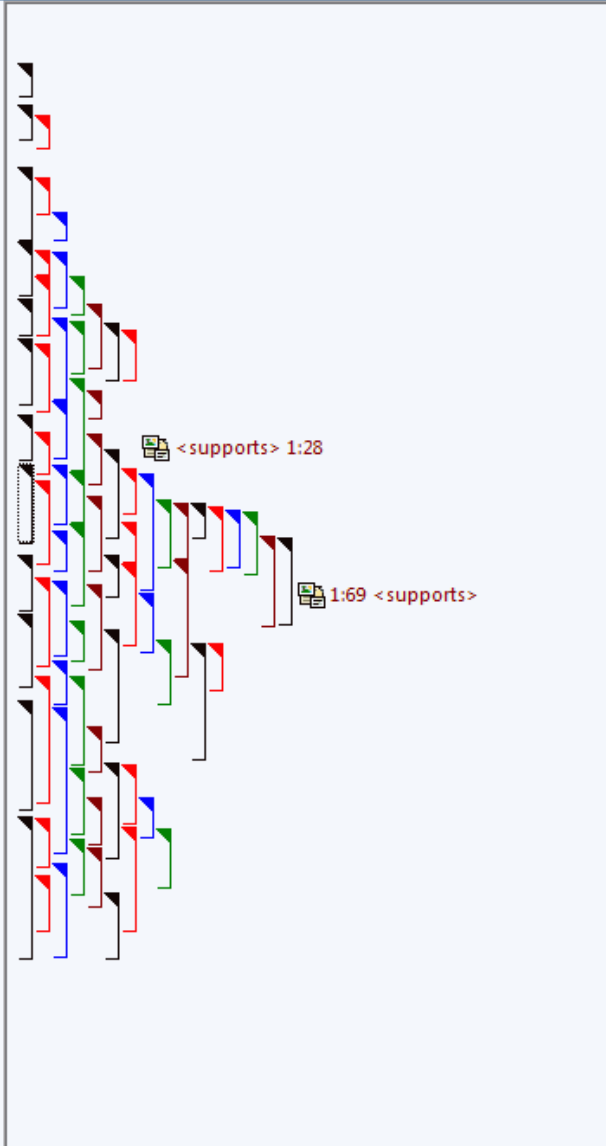
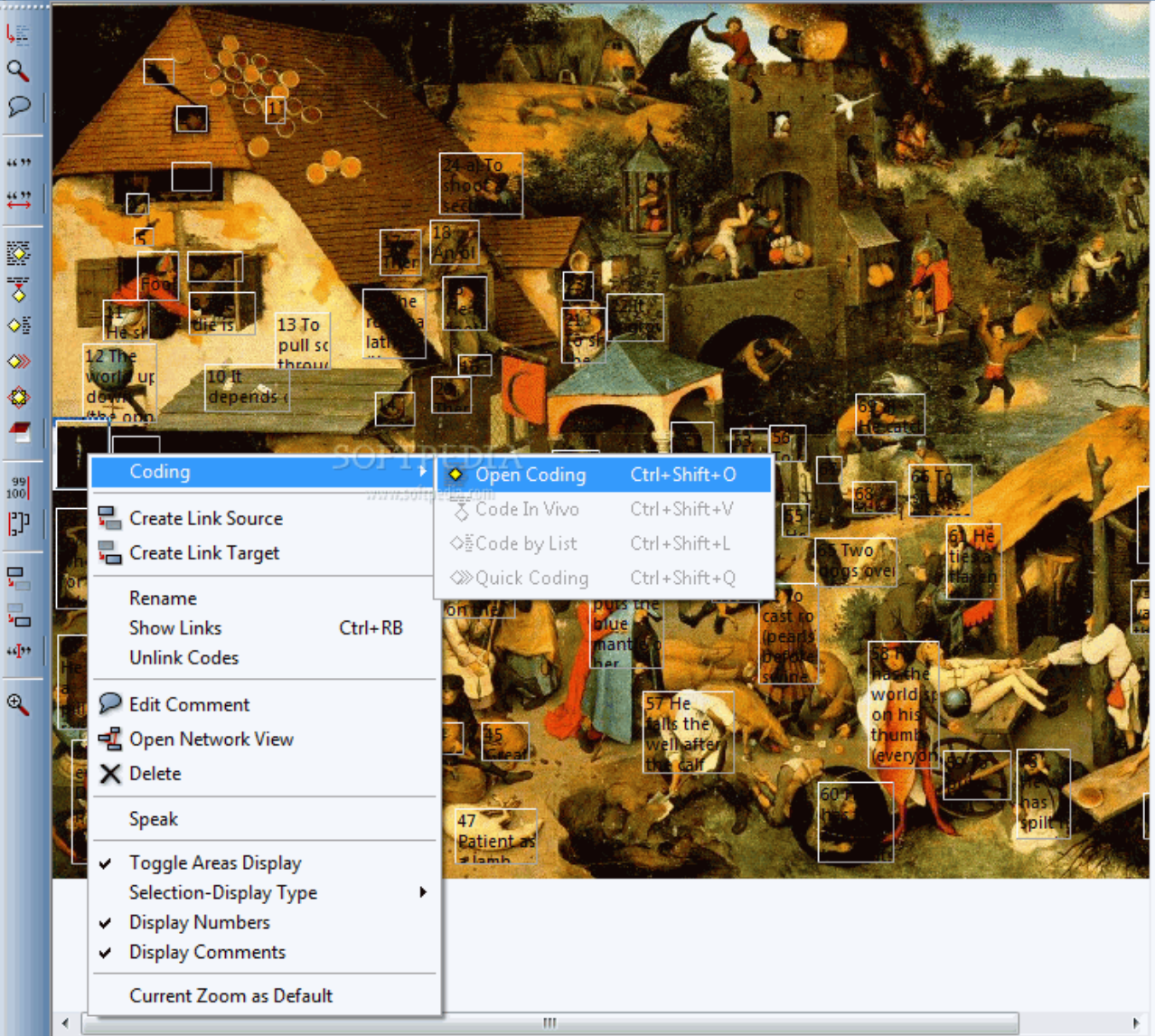
`{speaker}amy{/speaker}`: yeah but they remember them get stuff out`{reason>memory}`

Below the text editor is a list of codes:

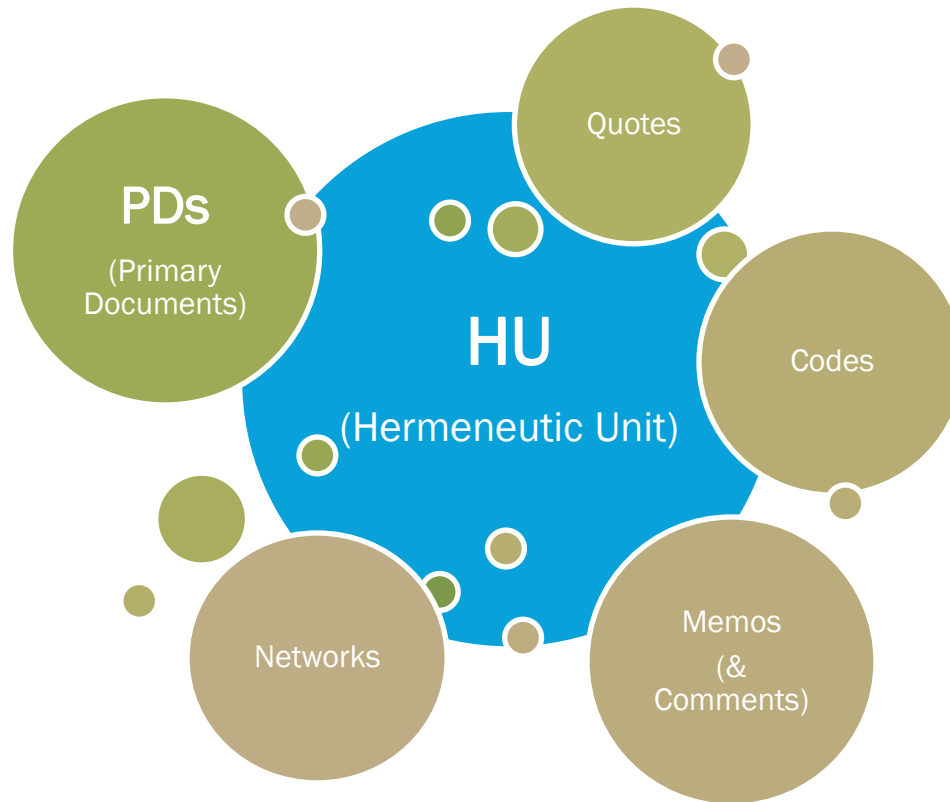
- Codes: literature
- example>negative
- narrative
- priorities>literature
- reason
- reason>ethics
- reason>misconception

In the background, there is a window titled 'tempResult 0840BFB9-B89A-4A7F-A041-B1D175F95CF3.xtrs' which displays a table of data:

F	Amy	0:04:40	amy	reason>equity>learningstyle	{rea
F	Amy	0:06:59	m	example>negative	{exa
F	Amy	0:06:59	m	narrative	{exa
F	Amy	0:10:00	m	reason>relevance	{rea
F	Amy	0:10:00	amy	themes>warfare	{rea
F	Amy	0:10:00	amy	priorities>literature	{rea



ATLAS.TI FEATURES



EXAMPLE PROJECT IN ATLAS.TI

- **Project Management – best practices**
 - Work from copies of your files
 - Keep all PDs in one project folder
 - New in v7: project management library system (above rules are still a good habit, though):
 - Importing primary documents (PDs) – now it takes any text version (doc(x), txt, rtf)
 - Add Documents to My Library or Team Library
 - Copy Bundle (under Project and Tools menus)*
 - Legacy menu item: Documents->New->Assign External Documents
- **Coding data**
- **Memos & Comments**
- **Searching**
- **Visualization/Network Views**
- **Generating reports**
- **Importing Survey Data**

**Back up your HU using the Copy Bundle function (this will include all PDs from the Library as well as your coding), not by saving or copying the HU file alone (that just won't work).*

ADDITIONAL RESOURCES

CSSCR website:

<http://julius.csscr.washington.edu/>

Intro video, “cheat sheet” summarizing concepts

ATLAS.ti websites:

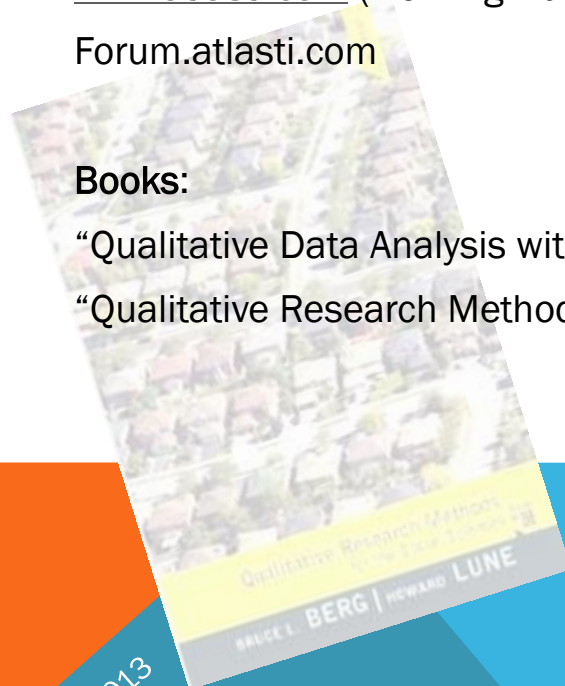
www.atlasti.com (Training videos, PDF manuals)

Forum.atlasti.com

Books:

“Qualitative Data Analysis with ATLAS.ti” – Susanne Frieze

“Qualitative Research Methods for the Social Sciences” – Bruce Berg & Howard Lune



February 2013

NOTE-TAKING SOFTWARE

- **When software for field notes is appropriate and feasible**
- **Microsoft OneNote – comes with Microsoft Office suite**
 - multi-platform (Mac, PC, mobile devices)
 - records audio and video
 - imports screen captures, images, etc.
 - all notes in one place – searchable
 - organized by notebooks/tabs
 - easy to export
 - syncs without the need for Dropbox or other separate cloud service
 - *New on Windows 8 tablets – can write with stylus/on touch screen – either remains as handwriting or it can convert into typed text!

<https://www.washington.edu/itconnect/wares/uware/microsoft/stupg.html>

<http://office.microsoft.com/en-us/onenote/>